



Adding Value to the Markets we Serve

API610



- OH2
- Model 3700
- Flows to 8,500 gpm
- Dynamic Head to 1,200 feet



- OH3
- Model 3910
- Flows to 6,000 gpm
- Dynamic Head to 750 feet

- VS4
- Model 3171
- Flows to 3,200 gpm
- Dynamic Head to 525 feet



- BB2
- Model 3620 / 3640
- Flows to 20,000 gpm
- Dynamic Head to 2,500 feet

- VS6
- Model VIC
- Flows to 70,000 gpm
- Dynamic Head to 3,500 feet



- BB3
- Model 3600
- Flows to 8,500 gpm
- Dynamic Head to 9,000 feet



- BB1
- Model 3610
- Flows to 50,000 gpm
- Dynamic Head to 700 feet

- VS1
- Model VIT
- Flows to 70,000 gpm
- Dynamic Head to 3,500 feet




- BB5
- Model 7200CB
- Flows to 4,000 gpm
- Dynamic Head to 9,000 feet

PUMPING – Your prime source for pumps

API 674 – Reciprocating Plunger Pumps




- Flows to 85 gpm per head
- Pressure to 17,000 psi




API 675 – PD Pumps – Controlled Volume



- Flows to 26 gpm per head
- Pressure to 17,000 psi



API 676 – PD Screw and Gear Pumps



- Flow to 20,000 gpm
- Pressure to 2,200 psi



API 685 – Sealless Pumps



- Flow to 5,280 gpm
- Dynamic Head to 2,000 feet

